


Single and Double Pole Cut Outs





Titan2 Fuse Unit

Ref.	Description
Single Phase, Single Pole	
02	Loop in/out, 1 Fuse
04	Loop in/out, 2 Fuses
Single Phase, Double Pole	
06	Loop in/out, 1 Fuse
08	Loop in/out, 2 Fuses
Single Phase, Double Pole + Spurs	
10	Loop in/out, 2 Fuses with double pole fused spur
Three Phase, Double Pole	
12	Loop in/out, 1 Fuse
14	Loop in/out, 2 Fuses
Single Phase, Single Pole CNE	
15	Loop in/out, 1 Fuse

Terminal Block

Ref.	Description
TT	Tunnel Terminal
SC	Stud Connections
3T	3 Tunnel Terminal Block
BP	Brass Pillar

Extension Trough

Ref.	Description
0	No Extension Trough
NEA	Extension Trough (triple entry)
NEC	Large Extension Trough (=EA+EB triple entry)
NEE	Adapter Trough EE (triple entry)
NEF	Mini Extension Trough EF (double entry)

Note: Please refer to Extension Trough page 14

Terminal Block

Ref.	Description
Terminal Block for Extension Trough	
TX	No Terminal Blocks
For use with Extension Trough EA only	
T2	2 x 2TT 25sq Blocks = L+N
T3	3 x 2TT 25sq Blocks = L+N+E
T4	4 x STUDS = TP+N

Standard Titan Glandplate (Double Entry)

Ref.	Description	Icon
G02	Plastic Plate GROM 2 x 20mm	⊗
G04	Plastic Plate IPG13 Fitted + GROM	⊗
G06	Plastic Plate GROM 2x25mm	⊗
G12	Brass Plate GROM 2x20mm	⊗
G13	Brass Plate GROM 2x25mm	⊗
G14	Brass Plate GROM 1x20mm +1xBW20	⊗
G15	Brass Plate GROM 1x25 +1xBW25	⊗
G16	Brass Plate 1xPG13 +1xBW20	⊗
G17	Brass Plate GROM 1xPG13+1xBW20	⊗
G18	Brass Plate 2xBW20	⊗
G22	Brass Plate GROM 1x20mm + Tube 1xLM20	⊗
G24	Brass Plate GROM 1x25mm + Tube 1xLM25	⊗
G25	Brass Plate Tubes 2xLM20	⊗
G26	Brass Plate Tubes 2xLM25	⊗
G32	Brass Plate 1xPG13 +1xBW25	⊗

Extension Trough Glandplate (Triple Entry)

Ref.	Description	Icon
G51	Plastic Plate GROM 3x25mm	⊗
G52	Brass Plate GROM 1x20mm + 2x25mm	⊗
G53	Brass Plate GROM 3x25mm	⊗
G54	Brass Plate GROM 1x25mm+2xBW25	⊗
G55	Brass Plate 1xBW20 + 1xBW25	⊗
G56	Brass Plate 3xBW25	⊗
G60	Brass Plate GROM 1x20mm+ 2xLM25 Tubes	⊗
G61	Brass Plate 3xLM25 Tubes	⊗
G62	Brass Plate 1x20mm GROM + 2xLM32 Tubes	⊗
G63	Brass Plate 1xLM20 TUBES+ 2xLM32 Tubes	⊗
G64	Brass Plate 1xLM25 TUBE + 2xLM32 Tubes	⊗
G65	Brass Plate 3x20mm BW GLANDS	⊗
G66	Brass Plate GROM 2x25mm	⊗
G67	Brass Plate 3xLM20 Tubes	⊗
G68	Brass Plate GROM 3x20mm	⊗

Options

Ref.	Description
B	300mm External Earth Lead
D	Fit Fuse/s, state rating
F	Trough Block Carrier as specified

S If "S" Special requirement is selected, a full description must be provided

Specification

Designed and tested in accordance with BS 7654:1997 and IEC/EN 60947-Part 1

Accepts fuses to IEC 269-1 and BS 88 Part 1, AC16 tag type

Moulded in high performance thermoplastics

IP43 rating

Single or Double pole

Single or Twin fuse

Detachable terminal block in extension trough facilitates termination of heavy duty cables

Electroplated brass terminal blocks accept conductors up to 25mm²

Terminal blocks for 1 to 3 conductors

Stud and lug connections

Serrated bores in terminals to ensure good contact with all conductor types

Red terminal block cover for safety

Brass or insulated gland plate options

Padlock and sealing wire facilities provided

Captive screw on cam lever

Dimensions


Height 150mm

Width 81mm

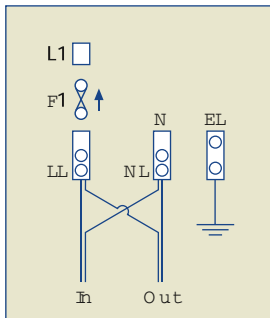
Depth 65mm



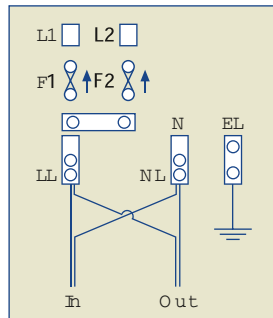
Ref.	Description
L1	Live feed out
L2	Second Live feed out
N	Neutral
LL	Live supply loop
NL	Neutral supply loop
LS	Live spur
NS	Neutral spur
EU	Earth block in upper chamber
EL	Earth block in lower chamber

 Symbol denoting LST Fuselink

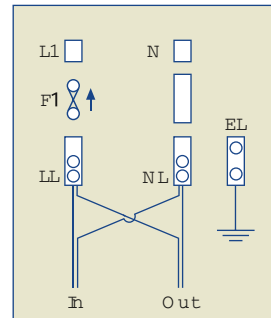
Single Phase Single Pole
Type NT02 Loop in/out
Single Fuse



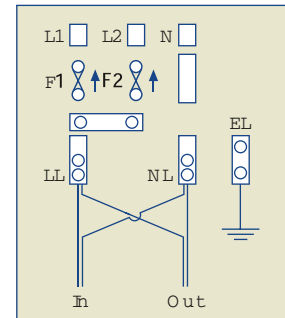
Type NT04 Loop in/out
Two Fuses



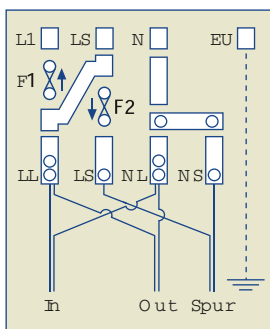
Single Phase Double Pole
Type NT06 Loop in/out
Single Fuse



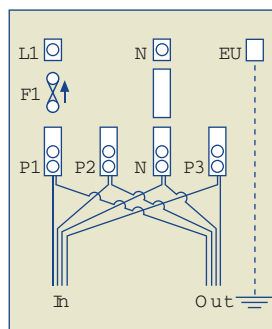
Type NT08 Loop in/out
Two Fuses



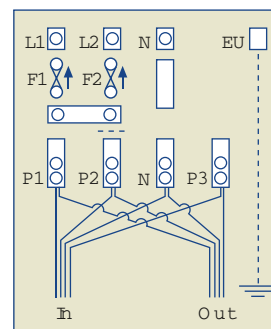
Single Phase Double Pole with Double Pole Fused Spur
Type NT10 Loop in/out with Fused Double Pole Spur



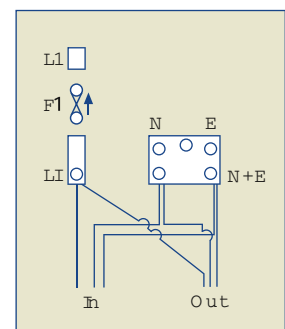
Three Phase Double Pole
Type NT12 Loop in/out
One Fuse



Type NT14 Loop in/out
Two Fuses fed from P1



Type NT15 REC/PME Version



This unit will usually require use of extension trough Ref NEA with suitable gland plate

